

Steps for parents to access student report cards from PowerSchool

1. Go to the FTCES website www.es.franklintowne.org
2. If you have yet to do so, create a PowerSchool Parent Account using the link from the “Towne Tech” tab on the FTCES website.



FRANKLIN TOWNE

CHARTER ELEMENTARY SCHOOL

Home About Towne Admissions Towne Parents Student Life Special Education **Towne Tech** Guidance & Counseling Staff Policies & Forms

Towne Tech

- Digital Learning
- Office 365
- PowerSchool Parents Create Account**
- PowerSchool Parents Login
- PowerSchool Students Login
- Tech Help
- Student Password Reset

Franklin Towne Charter Elementary School / Towne Tech

Towne Tech

- Digital Learning
- Office 365
- PowerSchool Parents Create Account
- PowerSchool Parents Login
- PowerSchool Students Login
- Student Password Reset
- Tech Help

3. Once you have an account, from the “Towne Tech” tab click “PowerSchool Parents Login.”



FRANKLIN TOWNE

CHARTER ELEMENTARY SCHOOL

Home About Towne Admissions Towne Parents Student Life Special Education **Towne Tech** Guidance & Counseling Staff Policies & Forms

Towne Tech

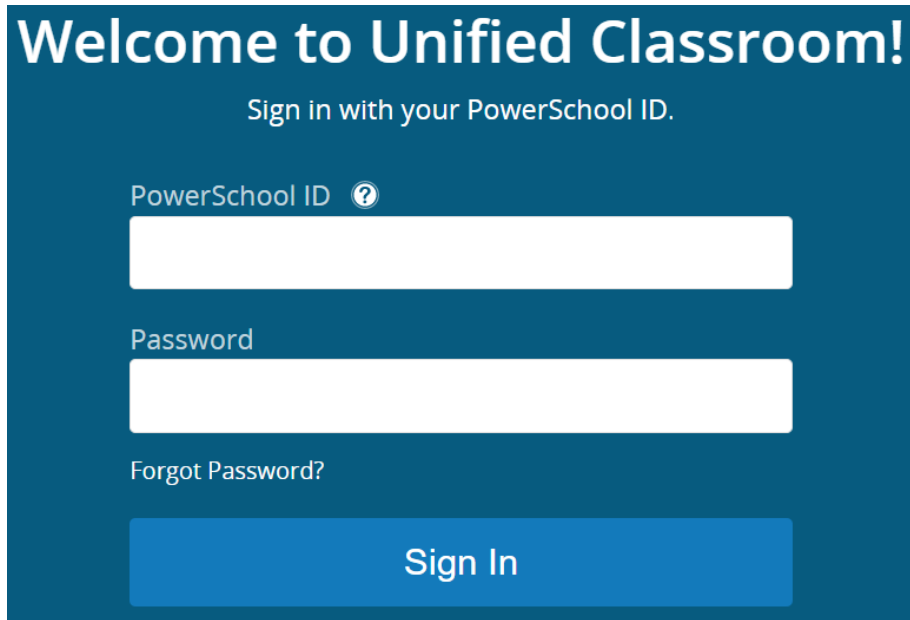
- Digital Learning
- Office 365
- PowerSchool Parents Create Account
- PowerSchool Parents Login**
- PowerSchool Students Login
- Tech Help
- Student Password Reset

Franklin Towne Charter Elementary School / Towne Tech

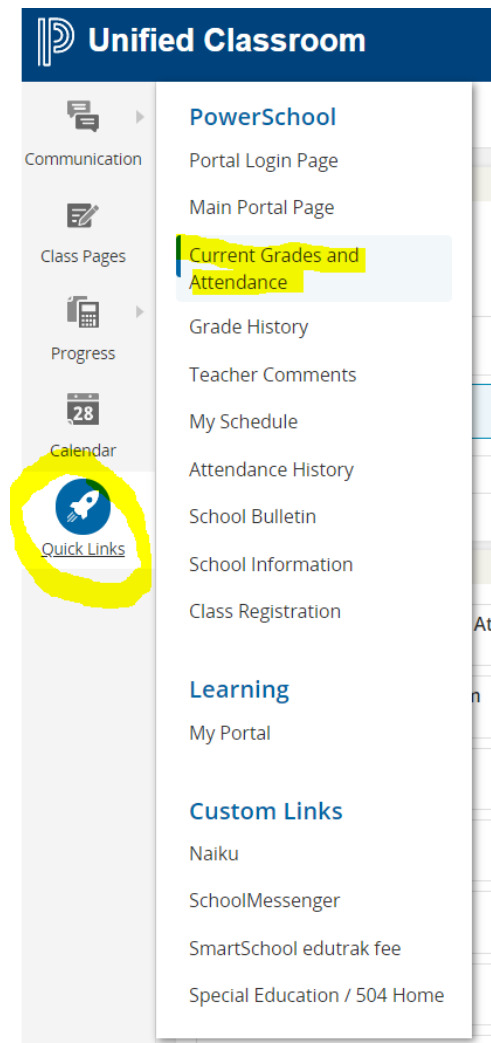
Towne Tech

- Digital Learning
- Office 365
- PowerSchool Parents Create Account
- PowerSchool Parents Login
- PowerSchool Students Login
- Student Password Reset
- Tech Help

4. Sign into PowerSchool using your PowerSchool ID and password.
















5. Once signed in, click the “Quick Links” tab on the left-hand side. Then click “Current Grades and Attendance.”



6. From the “Navigation” menu on the left-hand side, click “Report Cards.”

Navigation

-  Grades and Attendance
-  Grade History
-  Attendance History
-  Email Notification
-  Teacher Comments
-  **Report Cards**
-  School Bulletin
-  Class Registration
-  Balance
-  My Schedule
-  School Information
-  Behavior Management - Student Profile
-  Account Preferences

7. To access a report card for a student in 3rd through 8th grade, click “Elementary School Report Card.”

To access a report card for a student in 1st or 2nd grade, click “ES Primary Report Card.”

Current Report Cards

- [Elementary School Report Card](#)
- [ES Primary Report Card](#)

8. From there you will be able to see your child’s report card and be able to print a copy for your records.